

Scaled data based on original data using
LM-79-08 Approved Method: Electrical and Photometric Measurements of Solid-
State Lighting Products

Test Report Prepared for
Cooper Lighting Solutions
(formerly Eaton)

Brand: INVUE

Report Number: P141918

Luminaire Tested: **EMM-E03-LED-E1-T3-8030**

Issue Date: 03/03/2020

Test Information

Test Method: LM-79-08
Report Number: P141918
REPORT IS SCALED FROM IESNA LM-79-08 TEST DATA (P33683)
Test Lab: INNOVATION CENTER-P3
Issue Date: 03/03/2020
Manufacturer: COOPER LIGHTING SOLUTIONS (FORMERLY EATON)
Product Line: INVUE
Catalog Number: EMM-E03-LED-E1-T3-8030
Description: EPIC MODERN MEDIUM DECORATIVE LED LUMINAIRE
(3) LIGHTBARS WITH AccuLED OPTICS - TYPE 3
Light Source: (63) 3000K CCT, 80 CRI LEDs
Ballast/Driver: -

Summary

Lumens per Lamp: N/A
Luminaire Lumens: 7434.5 lumens
Efficiency: N/A
Efficacy: 98.9 lumens/watt
Luminous Opening: Rectangular (W 0.5' x L: 1' x H: 0')
IES Classification: Type III - Short - Semi-Cutoff
BUG Rating: B2 - U0 - G2

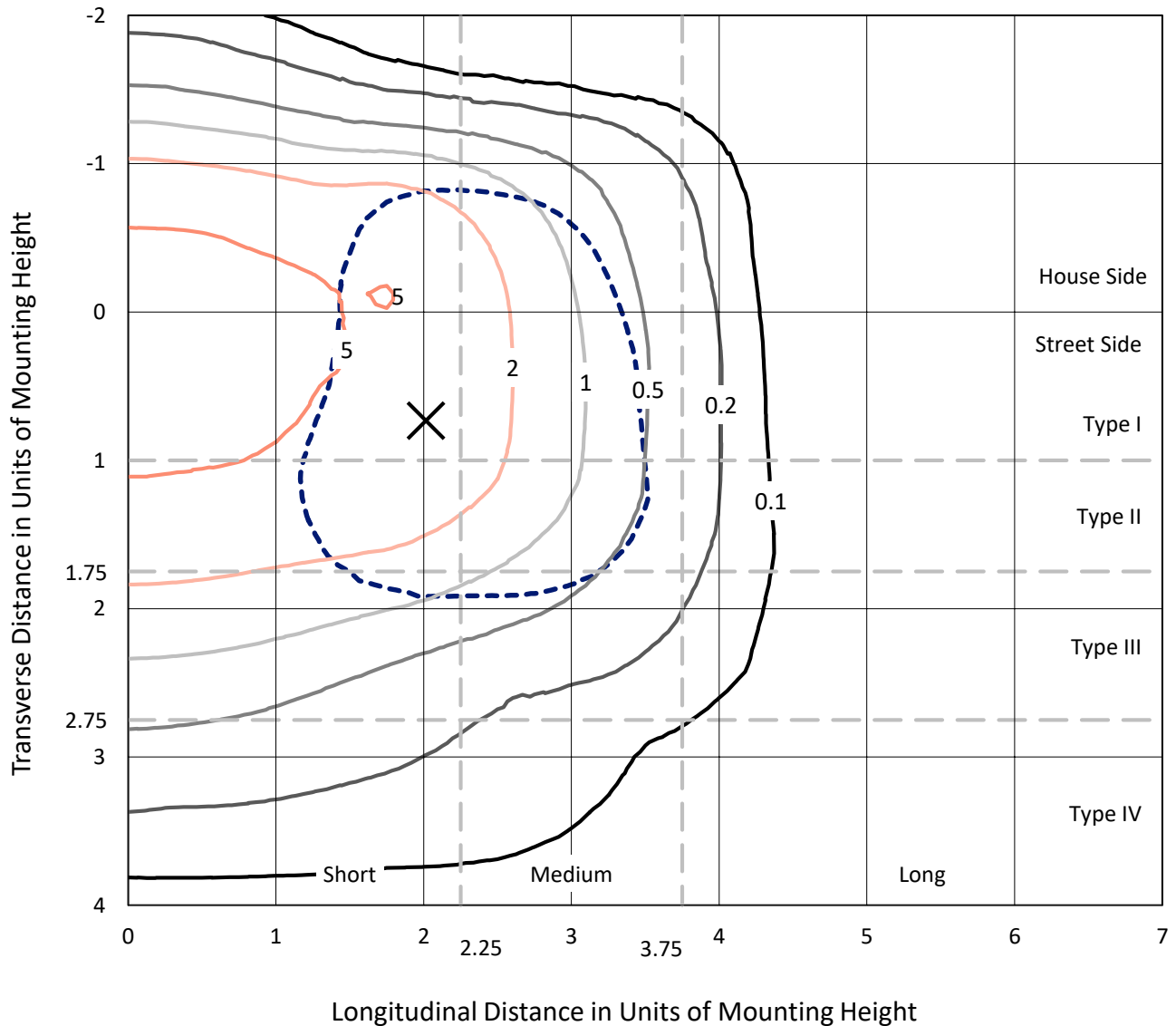
Input Watts (W): 75.2
Input Voltage (V): NR
Input Current (Ain): NR
Voltage Rise (V): NR
Power Factor: NR
Total Harmonic Distortion (THDi): NR
Frequency (hertz): 60
Stabilization Time: NR
Operation Time: NR
Ambient Temperature (°C): NR
Test Distance: 25 FT



REPORT NUMBER: P141918
 CATALOG NUMBER: EMM-E03-LED-E1-T3-8030

Iso-Footcandle Lines of Horizontal Illumination

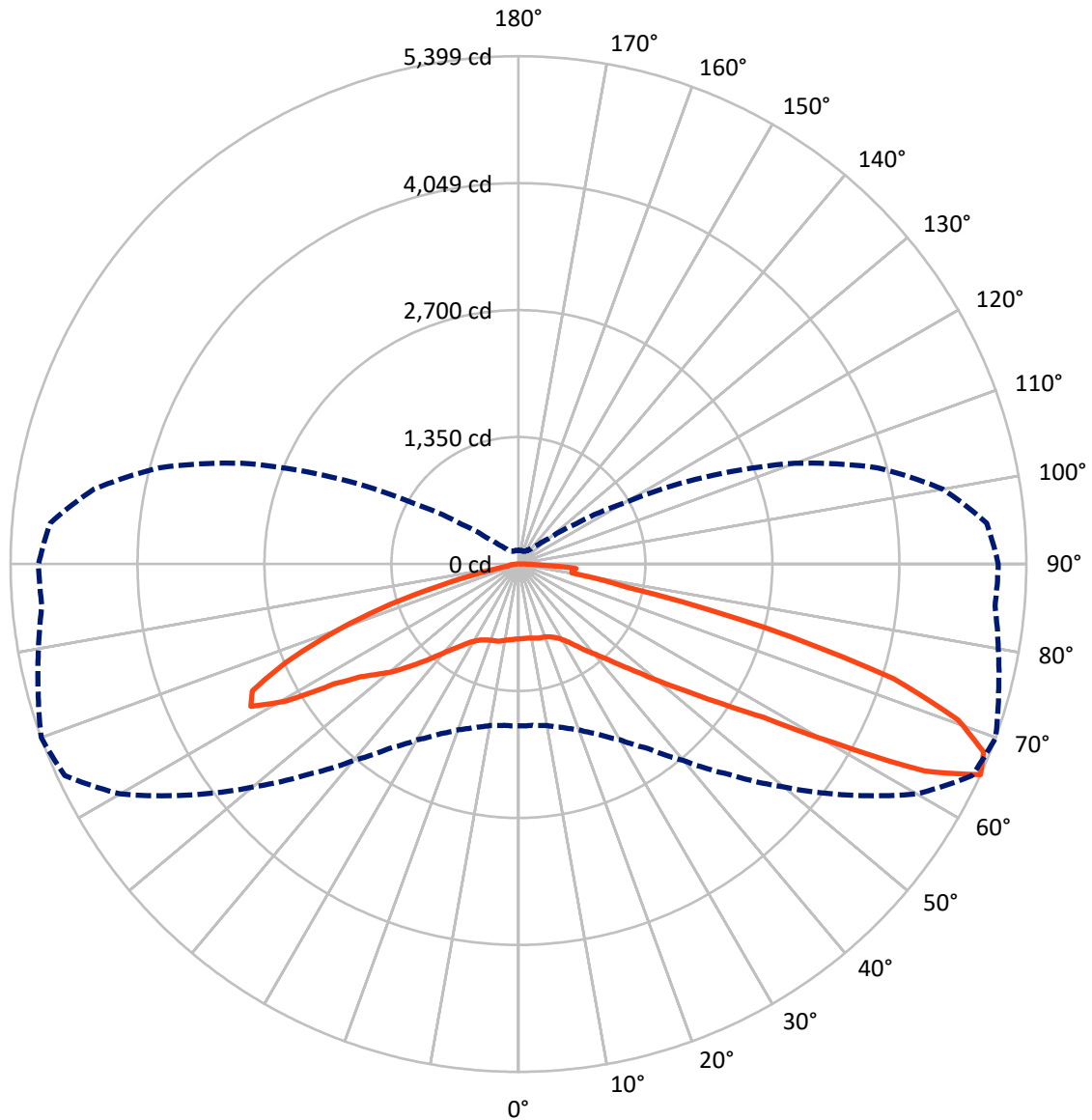
× Max cd
 - - - 1/2 Max cd



Based on 10 foot mounting height. Maximum calculated value = 8 fc
 Type III - Short - Semi-Cutoff

REPORT NUMBER: P141918
CATALOG NUMBER: EMM-E03-LED-E1-T3-8030

Luminous Intensity Polar Plot



— Vertical Plane Through 70-Deg Lateral - - - Horizontal Cone Through 65-Deg Vertical

REPORT NUMBER: P141918

CATALOG NUMBER: EMM-E03-LED-E1-T3-8030

FLUX DISTRIBUTION:

		Downward	Upward	Total
House Side	Lumens	2509.7	0.0	2509.7
	% Fixture	33.8	0.0	33.8
Street Side	Lumens	4924.8	0.0	4924.8
	% Fixture	66.2	0.0	66.2
Total	Lumens	7434.5	0.0	7434.5
	% Fixture	100.0	0.0	100.0

ZONAL LUMENS:

Zone	Lumens	% Fixture
0°-10°	76.7	1.0
10°-20°	227.1	3.1
20°-30°	390.5	5.3
30°-40°	626.0	8.4
40°-50°	1024.9	13.8
50°-60°	1604.2	21.6
60°-70°	2254.4	30.3
70°-80°	1066.9	14.3
80°-90°	163.9	2.2
90°-100°	0.0	0.0
100°-110°	0.0	0.0
110°-120°	0.0	0.0
120°-130°	0.0	0.0
130°-140°	0.0	0.0
140°-150°	0.0	0.0
150°-160°	0.0	0.0
160°-170°	0.0	0.0
170°-180°	0.0	0.0
0°-90°	7434.5	100.0
0°-180°	7434.5	100.0

Coefficient of Utilization



REPORT NUMBER: P141918

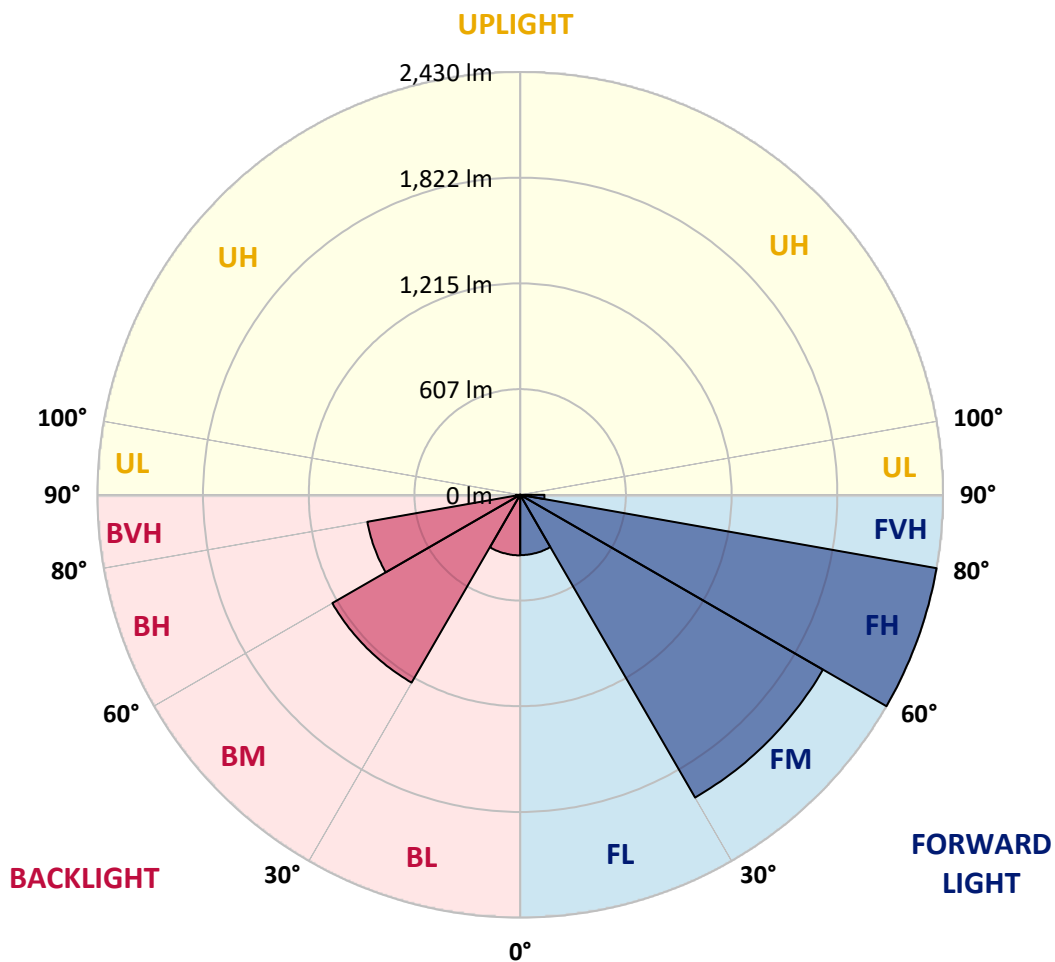
CATALOG NUMBER: EMM-E03-LED-E1-T3-8030

LUMINAIRE CLASSIFICATION SYSTEM LUMEN TABLE AND BUG RATING:

Zone		Lumens	% Fixture	Zone Rating/Lumen Limit		
				B	U	G
FL	(0°-30°)	346.4	4.7			
FM	(30°-60°)	2009.0	27.0			
FH	(60°-80°)	2429.8	32.7			G2/5000
FVH	(80°-90°)	139.7	1.9			G2/225
BL	(0°-30°)	348.0	4.7	B1/500		
BM	(30°-60°)	1246.0	16.8	B2/2500		
BH	(60°-80°)	891.5	12.0	B2/1000		G2/1000
BVH	(80°-90°)	24.2	0.3			G1/100
UL	(90°-100°)	0.0	0.0		U0/0	
UH	(100°-180°)	0.0	0.0		U0/0	

BUG Rating: B2-U0-G2

Type III Short





REPORT NUMBER: P141918

CATALOG NUMBER: EMM-E03-LED-E1-T3-8030

CANDELA DISTRIBUTION (FULL):

	0°	5°	10°	15°	20°	25°	30°	35°	40°	45°	50°
0°	796.7	796.7	796.7	796.7	796.7	796.7	796.7	796.7	796.7	796.7	796.7
2.5°	792.5	793.4	793.4	791.7	791.7	792.5	792.5	793.4	793.4	793.4	794.2
5°	792.5	793.4	793.4	792.5	791.7	793.4	792.5	793.4	793.4	793.4	793.4
7.5°	790.8	791.7	791.7	790.8	791.7	792.5	792.5	794.2	795.0	795.0	795.9
10°	782.4	783.2	784.1	784.1	785.8	788.3	789.1	792.5	793.4	795.9	797.6
12.5°	767.2	767.2	768.9	770.6	773.1	778.2	780.7	785.8	790.0	793.4	799.3
15°	753.7	753.7	755.4	756.2	761.3	764.7	769.7	775.6	783.2	790.0	799.3
17.5°	760.4	760.4	759.6	758.7	759.6	759.6	763.8	769.7	776.5	785.8	797.6
20°	786.6	785.8	782.4	780.7	779.8	776.5	773.9	773.1	776.5	783.2	795.0
22.5°	809.4	807.7	806.9	805.2	807.7	806.0	802.6	798.4	793.4	790.8	797.6
25°	822.9	823.7	823.7	823.7	828.8	830.5	832.2	827.1	821.2	812.8	813.6
27.5°	841.5	842.3	840.6	844.0	849.9	854.1	858.3	861.7	858.3	853.3	847.4
30°	881.1	881.1	878.6	881.1	886.2	890.4	896.3	902.2	902.2	897.2	891.3
32.5°	922.5	923.3	923.3	925.0	932.6	936.0	944.4	950.3	954.6	951.2	954.6
35°	972.3	971.4	974.0	974.8	986.6	990.8	1007.7	1011.9	1018.7	1020.4	1022.9
37.5°	1055.0	1056.7	1051.6	1048.2	1058.4	1058.4	1080.3	1092.1	1090.4	1102.3	1110.7
40°	1188.3	1180.7	1178.2	1176.5	1182.4	1181.6	1180.7	1196.8	1204.4	1206.1	1210.3
42.5°	1336.0	1338.6	1336.0	1341.9	1341.9	1337.7	1334.3	1331.8	1346.2	1355.4	1357.1
45°	1509.1	1512.4	1507.4	1503.1	1514.1	1520.0	1520.0	1526.8	1538.6	1542.8	1540.3
47.5°	1647.5	1656.8	1652.5	1658.4	1676.2	1696.4	1723.4	1741.2	1753.8	1765.6	1784.2
50°	1772.4	1776.6	1786.7	1806.1	1832.3	1864.4	1908.3	1952.2	1977.5	2007.0	2029.0
52.5°	1848.3	1861.0	1876.2	1908.3	1952.2	1996.9	2064.4	2136.1	2200.3	2233.2	2259.4
55°	1893.9	1903.2	1923.5	1967.3	2029.0	2095.6	2180.0	2278.8	2364.0	2436.6	2493.1
57.5°	1892.2	1899.8	1927.7	1975.8	2049.2	2132.8	2238.3	2361.5	2487.2	2607.9	2714.3
60°	1855.9	1862.7	1890.5	1942.0	2022.2	2121.8	2248.4	2399.5	2570.0	2751.4	2937.9
62.5°	1800.2	1805.3	1829.8	1881.3	1962.3	2068.6	2217.2	2415.5	2657.7	2943.8	3305.9
65°	1721.7	1721.7	1744.5	1797.7	1875.3	1994.4	2158.1	2391.0	2726.1	3161.6	3688.2
67.5°	1606.1	1606.1	1624.7	1668.6	1729.3	1812.0	1975.8	2218.0	2571.6	3093.2	3709.3
70°	1387.5	1390.9	1390.9	1417.9	1444.9	1482.0	1559.7	1745.4	2077.1	2586.8	3192.8
72.5°	1017.0	955.4	1003.5	1047.4	1077.8	1098.0	1142.8	1201.0	1368.1	1750.4	2299.0
75°	640.6	656.6	692.9	742.7	817.8	895.5	980.7	1017.0	1001.8	1047.4	1416.2
77.5°	388.2	374.7	410.2	484.5	568.8	674.3	833.9	972.3	1051.6	1046.5	1002.7
80°	168.0	163.7	187.4	222.8	264.2	359.5	505.6	695.4	906.4	1028.8	1010.3
82.5°	59.9	60.8	76.8	91.2	109.7	140.9	200.0	319.9	507.2	722.5	892.9
85°	17.7	19.4	27.0	38.0	43.0	49.0	67.5	100.4	171.3	273.5	486.1
87.5°	5.1	5.9	7.6	13.5	12.7	11.8	13.5	21.1	16.0	13.5	67.5
90°	0.0	0.0	0.0	0.0	0.0	0.0	0.0	0.0	0.0	0.0	0.0



REPORT NUMBER: P141918

CATALOG NUMBER: EMM-E03-LED-E1-T3-8030

CANDELA DISTRIBUTION (continued):

	55°	60°	65°	70°	75°	80°	85°	90°	95°	100°	105°
0°	796.7	796.7	796.7	796.7	796.7	796.7	796.7	796.7	796.7	796.7	796.7
2.5°	793.4	793.4	793.4	794.2	793.4	793.4	794.2	794.2	795.0	795.9	797.6
5°	792.5	792.5	793.4	793.4	793.4	794.2	795.0	795.9	797.6	800.1	802.6
7.5°	795.0	795.0	794.2	795.0	795.0	795.9	797.6	798.4	801.8	804.3	808.5
10°	797.6	797.6	798.4	799.3	799.3	800.9	803.5	804.3	807.7	812.8	817.0
12.5°	800.9	803.5	806.9	808.5	810.2	811.9	814.5	816.1	820.4	827.1	832.2
15°	803.5	809.4	812.8	817.0	819.5	820.4	822.9	826.3	830.5	837.2	843.1
17.5°	803.5	811.1	816.1	820.4	824.6	827.1	829.6	833.0	838.9	845.7	851.6
20°	802.6	813.6	820.4	827.1	834.7	837.2	841.5	844.8	851.6	860.0	864.2
22.5°	806.9	819.5	828.8	840.6	849.1	855.8	860.9	866.8	871.8	877.8	879.4
25°	819.5	832.2	847.4	861.7	873.5	883.7	890.4	895.5	901.4	903.9	900.5
27.5°	840.6	849.9	871.0	892.1	910.7	923.3	930.9	937.7	939.4	944.4	931.8
30°	878.6	882.8	904.8	935.1	956.2	977.3	987.5	994.2	995.1	991.7	969.7
32.5°	941.0	933.5	952.9	993.4	1025.4	1043.2	1059.2	1063.4	1060.9	1049.9	1014.5
35°	1017.0	1005.2	1014.5	1073.6	1109.0	1135.2	1150.4	1154.6	1148.7	1129.3	1080.3
37.5°	1110.7	1106.5	1110.7	1167.2	1228.9	1253.3	1260.1	1265.1	1250.8	1215.3	1151.2
40°	1214.5	1215.3	1210.3	1261.8	1339.4	1374.9	1390.9	1379.9	1362.2	1311.6	1240.7
42.5°	1358.0	1352.9	1335.2	1381.6	1481.2	1517.5	1531.8	1523.4	1505.7	1441.5	1358.8
45°	1547.9	1531.0	1514.1	1538.6	1634.8	1682.1	1703.2	1697.3	1666.0	1588.4	1510.7
47.5°	1780.0	1762.3	1731.0	1726.8	1823.9	1879.6	1887.2	1877.9	1854.2	1776.6	1681.2
50°	2023.9	2018.8	2004.5	1970.7	2057.6	2113.4	2108.3	2101.5	2075.4	1976.6	1878.7
52.5°	2276.2	2286.4	2277.1	2253.5	2346.3	2369.1	2370.8	2350.5	2320.1	2229.0	2095.6
55°	2541.3	2579.2	2593.6	2612.2	2685.6	2682.2	2662.8	2614.7	2622.3	2518.5	2333.6
57.5°	2822.3	2938.8	3030.8	3072.1	3142.2	3162.4	3113.5	3129.5	3122.8	3015.6	2724.4
60°	3192.8	3471.3	3711.0	3858.7	3953.3	3917.0	3985.3	3988.7	4104.3	3868.9	3414.8
62.5°	3783.6	4295.1	4720.4	4847.9	4872.4	4863.9	4782.9	4863.9	4842.0	4555.0	3966.8
65°	4280.7	4889.2	5321.4	5399.0	5285.1	5180.4	5085.9	5101.9	4997.3	4582.0	3950.7
67.5°	4348.2	4954.2	5355.1	5333.2	5084.2	4890.1	4733.1	4609.9	4396.3	4020.8	3470.5
70°	3814.0	4456.3	4972.8	4955.9	4609.9	4350.8	4095.9	3910.2	3692.5	3402.1	2881.4
72.5°	2966.6	3538.9	4039.3	4169.3	3828.3	3542.2	3308.4	3072.1	2847.6	2571.6	2243.3
75°	2019.7	2450.1	2683.0	2718.5	2406.2	2191.8	2101.5	1908.3	1670.3	1611.2	1368.1
77.5°	1173.1	1338.6	1267.7	1173.1	944.4	693.8	530.0	453.2	454.9	522.4	500.5
80°	953.7	908.1	716.5	574.8	390.8	199.2	133.4	114.8	115.6	134.2	130.0
82.5°	983.2	1009.4	829.6	580.7	400.1	211.0	101.3	75.1	87.8	95.4	93.7
85°	728.4	954.6	855.8	616.1	429.6	224.5	65.8	41.4	58.2	70.9	76.0
87.5°	204.2	320.7	249.0	164.6	119.8	40.5	26.2	21.9	27.0	37.1	37.1
90°	0.0	0.0	0.0	0.0	0.0	0.0	0.0	0.0	0.0	0.0	0.0



REPORT NUMBER: P141918

CATALOG NUMBER: EMM-E03-LED-E1-T3-8030

CANDELA DISTRIBUTION (continued):

	110°	115°	120°	125°	130°	135°	140°	145°	150°	155°	160°
0°	796.7	796.7	796.7	796.7	796.7	796.7	796.7	796.7	796.7	796.7	796.7
2.5°	798.4	801.8	800.9	802.6	803.5	806.0	807.7	806.9	806.9	808.5	810.2
5°	805.2	809.4	809.4	811.9	814.5	817.8	820.4	818.7	819.5	821.2	822.9
7.5°	811.9	817.0	817.8	820.4	822.0	823.7	825.4	822.9	822.0	822.0	821.2
10°	820.4	825.4	824.6	824.6	823.7	822.0	818.7	812.8	808.5	806.0	804.3
12.5°	834.7	838.1	833.0	828.0	819.5	813.6	806.0	799.3	794.2	790.0	788.3
15°	847.4	845.7	839.8	830.5	818.7	809.4	801.8	792.5	786.6	781.5	779.0
17.5°	854.1	848.2	839.8	831.3	821.2	812.8	803.5	792.5	783.2	776.5	773.1
20°	860.9	851.6	840.6	832.2	824.6	817.8	811.1	797.6	785.8	775.6	770.6
22.5°	871.0	858.3	847.4	839.8	832.2	825.4	818.7	806.0	793.4	779.8	772.3
25°	885.3	868.5	860.9	853.3	844.8	838.1	828.8	817.0	803.5	787.4	776.5
27.5°	908.1	892.9	884.5	876.9	866.8	855.8	845.7	829.6	817.0	798.4	784.1
30°	941.0	925.0	917.4	909.8	898.0	883.7	869.3	849.1	831.3	810.2	791.7
32.5°	982.4	974.0	964.7	952.0	936.0	918.3	897.2	870.2	844.8	818.7	795.0
35°	1046.5	1032.2	1017.0	1004.3	980.7	956.2	924.2	884.5	850.7	818.7	790.0
37.5°	1120.0	1104.8	1084.5	1061.7	1026.3	987.5	942.7	892.9	848.2	809.4	777.3
40°	1208.6	1189.2	1162.2	1119.1	1066.8	1008.6	948.6	886.2	833.9	789.1	752.0
42.5°	1325.9	1286.2	1233.9	1170.6	1096.3	1017.0	941.0	868.5	809.4	760.4	723.3
45°	1458.4	1395.1	1310.7	1216.2	1113.2	1013.6	924.2	839.8	773.1	719.1	680.3
47.5°	1601.1	1502.3	1378.2	1244.9	1114.9	995.1	891.3	796.7	721.6	664.2	616.1
50°	1762.3	1599.4	1425.5	1259.2	1103.9	962.1	844.0	735.1	657.5	589.1	545.2
52.5°	1900.7	1684.6	1458.4	1253.3	1065.1	904.8	766.3	660.8	569.7	508.9	465.9
55°	2064.4	1767.3	1476.1	1223.8	1002.7	815.3	682.8	565.5	479.4	425.4	388.2
57.5°	2340.4	1907.4	1491.3	1163.9	899.7	703.0	567.2	457.4	389.9	342.7	316.5
60°	2872.9	2179.2	1553.8	1074.4	768.9	568.0	438.0	357.9	299.6	268.4	249.8
62.5°	3221.5	2364.0	1525.9	936.8	600.9	425.4	320.7	258.3	224.5	201.7	193.3
65°	3132.9	2177.5	1294.7	742.7	418.6	282.7	215.2	177.2	162.0	150.2	145.2
67.5°	2690.6	1756.3	938.5	480.2	265.0	172.2	140.9	125.8	119.0	113.9	113.1
70°	2143.7	1238.1	557.9	254.9	146.9	113.9	100.4	94.5	92.0	92.0	92.0
72.5°	1555.5	713.2	274.3	137.6	98.7	86.9	81.0	79.3	78.5	78.5	79.3
75°	888.7	308.9	140.9	94.5	81.0	75.1	71.7	71.7	71.7	71.7	72.6
77.5°	309.7	140.9	99.6	79.3	70.1	66.7	65.0	66.7	67.5	67.5	67.5
80°	113.1	99.6	85.2	69.2	62.5	59.1	59.1	61.6	63.3	61.6	60.8
82.5°	89.5	78.5	69.2	59.9	54.9	53.2	54.0	55.7	54.9	54.0	51.5
85°	68.4	51.5	48.1	44.7	43.9	43.9	47.3	48.1	44.7	43.0	40.5
87.5°	33.8	27.0	24.5	28.7	27.9	25.3	26.2	26.2	21.9	20.3	21.1
90°	0.0	0.0	0.0	0.0	0.0	0.0	0.0	0.0	0.0	0.0	0.0



REPORT NUMBER: P141918

CATALOG NUMBER: EMM-E03-LED-E1-T3-8030

CANDELA DISTRIBUTION (continued):

	165°	170°	175°	180°
0°	796.7	796.7	796.7	796.7
2.5°	810.2	811.1	813.6	812.8
5°	822.0	822.9	824.6	824.6
7.5°	819.5	820.4	820.4	820.4
10°	800.1	800.1	801.8	801.8
12.5°	784.9	784.1	784.1	782.4
15°	775.6	773.9	774.8	772.3
17.5°	768.9	768.0	768.0	766.3
20°	766.3	764.7	763.8	762.1
22.5°	764.7	763.8	762.1	760.4
25°	768.9	764.7	763.8	762.1
27.5°	773.1	768.9	765.5	764.7
30°	777.3	769.7	765.5	763.8
32.5°	776.5	766.3	760.4	757.9
35°	767.2	754.5	746.9	744.4
37.5°	749.5	735.1	723.3	719.1
40°	724.1	705.6	694.6	688.7
42.5°	693.8	672.7	663.4	658.3
45°	644.0	627.1	616.1	611.9
47.5°	588.3	565.5	555.3	551.1
50°	516.5	498.0	489.5	483.6
52.5°	440.6	423.7	416.1	412.7
55°	367.1	358.7	346.9	344.3
57.5°	297.9	295.4	287.0	286.1
60°	242.2	238.0	232.1	232.1
62.5°	190.7	186.5	184.0	184.0
65°	146.9	146.0	144.3	143.5
67.5°	113.1	115.6	116.5	114.8
70°	94.5	95.4	95.4	95.4
72.5°	81.9	81.9	81.9	81.0
75°	74.3	74.3	72.6	71.7
77.5°	68.4	67.5	68.4	67.5
80°	59.9	59.1	57.4	55.7
82.5°	49.8	49.0	44.7	44.7
85°	38.8	36.3	32.9	29.5
87.5°	21.9	19.4	14.3	10.1
90°	0.0	0.0	0.0	0.0

(END OF REPORT)